


General Cost Increases and Percentages

05 August 2008


8/5/2008 1



Salary Increases

➤ Union men & Officials	10.0% - From July 2008
➤ Managers Payroll	9.0% - From Jan 2009


8/5/2008 2



Other Increases

➤ Electricity	
➤ April'08	14.2%
➤ July'08	20.0%
➤ Apr'09	20.0%
➤ Water	8.6%
➤ Stores	12.3%
➤ Contractors cost	10.0%

8/5/2008 3




Weighted Increases

	% of TOTAL Cost	Increase %	New Breakdown
Labour	47%	4%	46%
Stores	18%	2%	18%
Electricity	9%	3%	11%
Water	1%	0%	1%
Contractors	6%	1%	6%
Other Cost	1%	0%	0%
Plant Cost *	6%	1%	6%
Mine Overheads *	12%	1%	12%
Total	100%	12%	100%


* = Inclusive of Labour and Electricity

8/5/2008 4

		Capital Expenditure				
		Summary				
Harmony SA		Yr 8/9	Yr 9/10	Yr 10/11	Yr 11/12	Yr 12/13
CAPEX		Rmill	Rmill	Rmill	Rmill	Rmill
On going CAPEX		946	1009	918	893	803
Abnormal Expenditure		206	195	176	162	162
Major Capex		1001	639	298	63	0
Shaft Projects		293	91	94	103	92
Other Capex		365	300	300	300	300
Total SA - CAPEX		2811	2235	1786	1521	1357

8/5/2008

5

		Capital Expenditure				
		Detail				
Harmony SA		Yr 8/9	Yr 9/10	Yr 10/11	Yr 11/12	Yr 12/13
CAPEX		Rmill	Rmill	Rmill	Rmill	Rmill
On going CAPEX		946	1009	918	893	803
Shaft AE		154	148	129	115	115
Surface Sources AE		1	1	1	1	1
Met plant AE		34	31	31	31	31
Hospital AE		3	2	2	2	2
Assay AE		1	1	1	1	1
Pumping Shafts AE		12	12	12	12	12
Total AE		206	195	176	162	162
Tshepong		64	37	12	-	-
Phakisa		330	76	46	30	-
Doornkop		277	267	109	33	-
Elandsrand		138	84	14	-	-
Target		192	175	117	-	-
Major Capex Total		1001	639	298	63	0


8/5/2008

6

Harmony SA CAPEX	Yr 8/9	Yr 9/10	Yr 10/11	Yr 11/12	Yr 12/13
	Rmill	Rmill	Rmill	Rmill	Rmill
Tshepong	14	2	-	-	-
Doornkop	4	-	-	-	-
Elandsrand	35	8	-	-	-
Target	70	5	30	30	30
Masimong	17	17	17	17	17
Bambanani	25	23	7	18	36
Joel	21	15	9	6	-
Evander	56	19	30	32	9
Virginia	18	1	-	-	-
Randfontein	24	-	-	-	-
Surface Sources	8	1	-	-	-
Shaft Projects	293	91	94	103	92
Met Plant Capex	82	-	-	-	-
Central Projects	143	-	-	-	-
Hospital	9	-	-	-	-
Other CAPEX	131	300	300	300	300
Total Other Capex	365	300	300	300	300
Total SA - CAPEX	2811	2235	1786	1521	1357

8/5/2008

7

		Questions
<h1>End</h1>		

8/5/2008

8