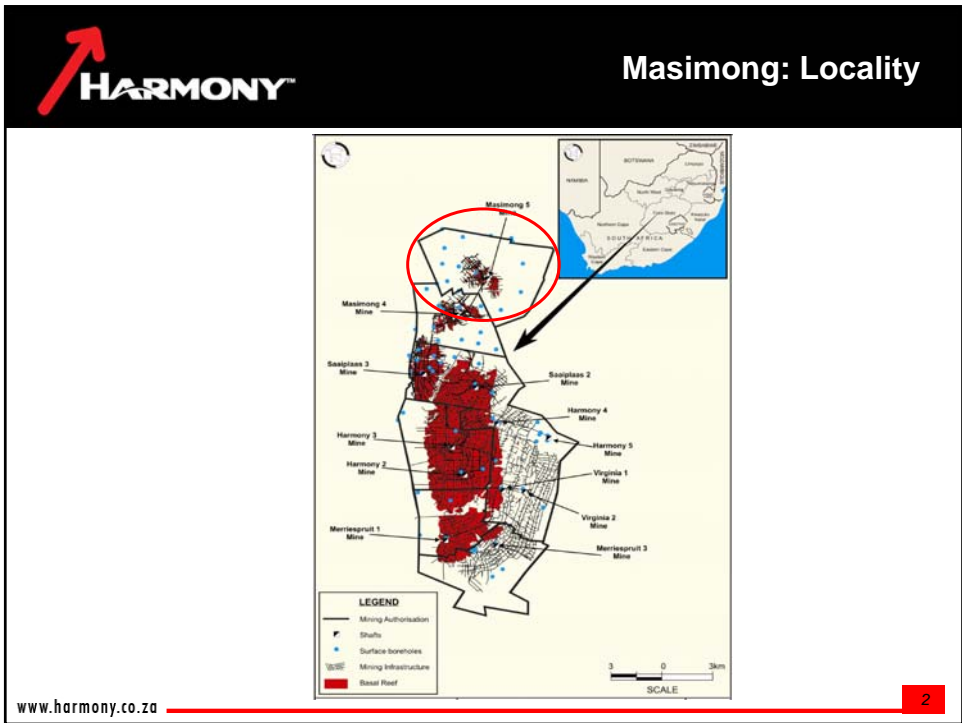
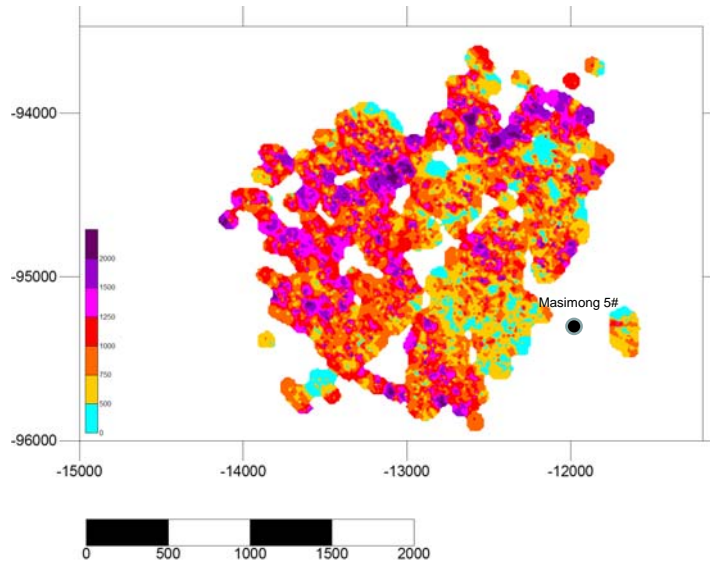
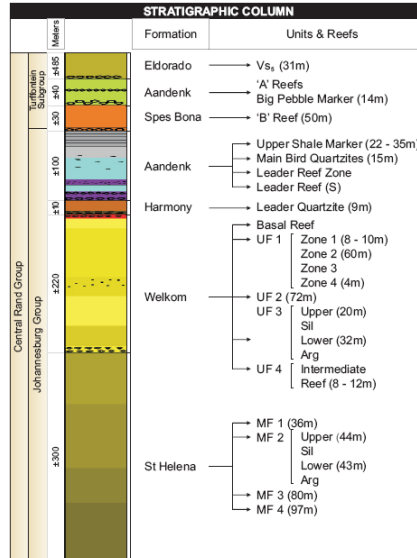
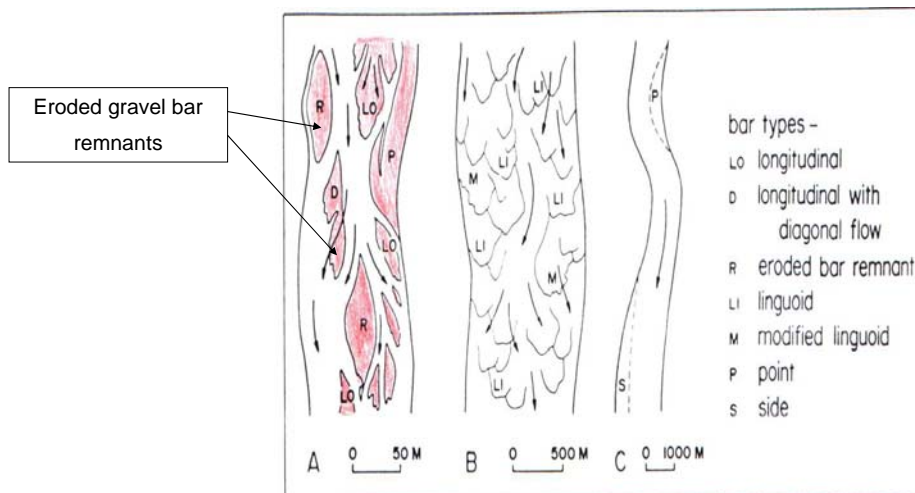
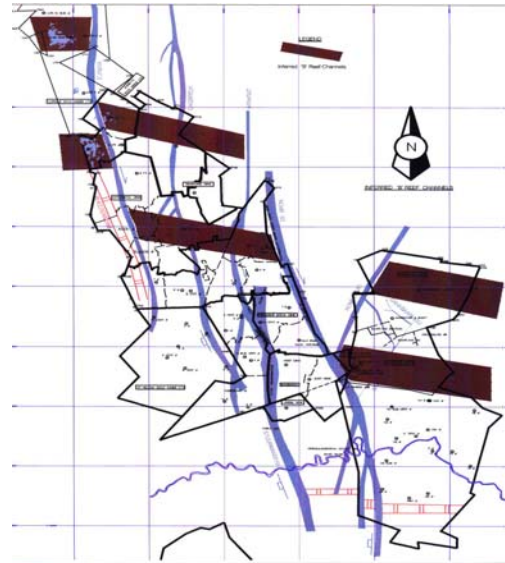
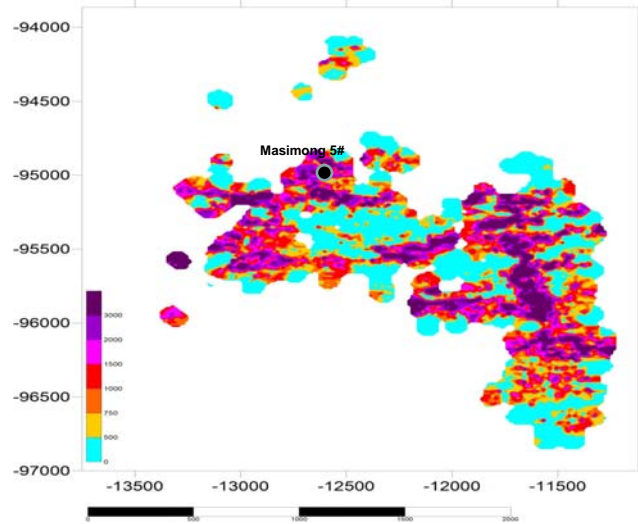


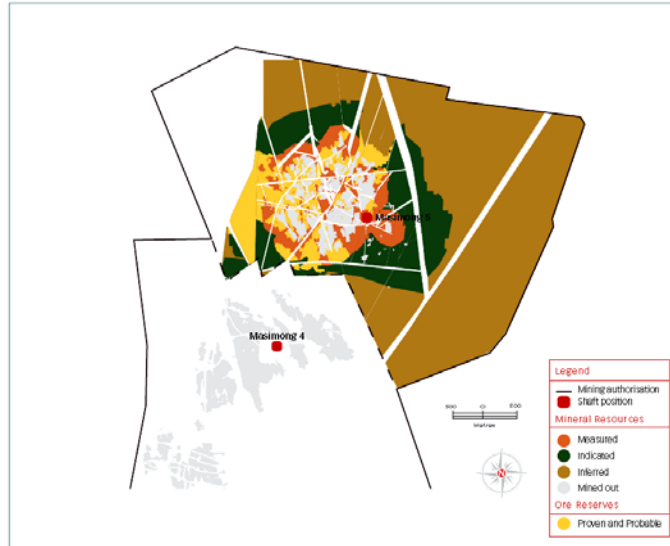
MASIMONG











MINERAL RESOURCES																
OPERATIONS	MEASURED				INDICATED				INFERRED				TOTAL			
	Tons (Mt)	g/t	Gold ('000 kg)	Gold ('000 oz)	Tons (Mt)	g/t	Gold ('000 kg)	Gold ('000 oz)	Tons (Mt)	g/t	Gold ('000 kg)	Gold ('000 oz)	Tons (Mt)	g/t	Gold ('000 kg)	Gold ('000 oz)
Underground																
Masimong 5	14.0	7.55	106	3,401	14.9	6.61	97	3,128	100.3	6.69	671	21,676	129.3	6.76	874	28,105

MODIFYING FACTORS				
OPERATIONS	MCF (%)	SW (cm)	MW (cm)	PRF (%)
Masimong 5	67	130	154	95

ORE RESERVES													
OPERATIONS	PROVEN				PROBABLE				TOTAL				
	Tons (Mt)	g/t	Gold ('000 kg)	Gold ('000 oz)	Tons (Mt)	g/t	Gold ('000 kg)	Gold ('000 oz)	Tons (Mt)	g/t	Gold ('000 kg)	Gold ('000 oz)	
Underground													
Masimong 5	4.5	5.20	23	751	1.4	5.27	7	233	5.9	5.22	31	984	

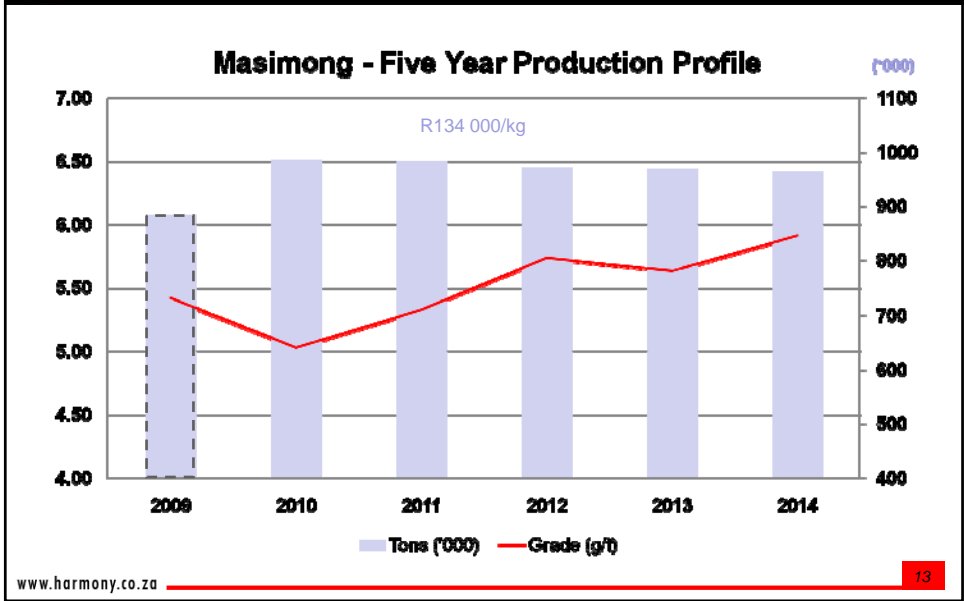
- FY09
 - LTIFR improve 33% to 7.48, RIFR improve 31% to 5.83
 - People Transformation Process show results
 - t/Tec improve from 21 to 26 (24%)
 - g/Tec improve from 94 to 139 (48%)
 - Tons up 9.3% (previous year CONOPS)
 - Grade improved from 4.48g/t to 5.42g/t (assisted by B-Reef)
 - R137 968/kg improve by 14.7% from R161 805/kg
 - Complete supervisory training program
 - Development to sustain production build up
 - Increase B- Reef flexibility
 - Infrastructure upgrade – tracks, locomotives, ventilation, refrigeration, compressor projects



Before



After



Thank you